

## 802.3at/bt PoE Gigabit Switches with Layer 3 Features and SFP+

Auto-Sensing IEEE 802.3af/at/bt PoE

SFP+ Ports for 10G Links

Integrated Fans for Near-Silent Cooling

Models: USW-Pro-24-POE, USW-Pro-48-POE



## Overview

Expand and power your network with the UniFi<sup>®</sup> Pro PoE Switch, part of the Ubiquiti<sup>®</sup> UniFi Enterprise System. It is available in two models:

- **USW-Pro-24-POE** 24 RJ45 ports with 2 SFP+ ports
- **USW-Pro-48-POE** 48 RJ45 ports with 4 SFP+ ports

## Layer 3 Features

In addition to Layer 2 switching protocols and features, the UniFi Pro PoE Switch offers Layer 3 capabilities\*, such as inter-VLAN routing, static routing, and DHCP server functionality.

\* Available in a future software release

## Near-Silent Cooling

The UniFi Pro PoE Switch can be located in any workspace. Its integrated fans have built-in PWM (Power Management) control, air ducts and covers, and temperature sensors for the best user experience.

## Fiber Connectivity

SFP+ ports enable high-capacity uplinks of up to 10 Gbps, so you can directly connect to a high-performance storage server or deploy a long-distance uplink to another switch.

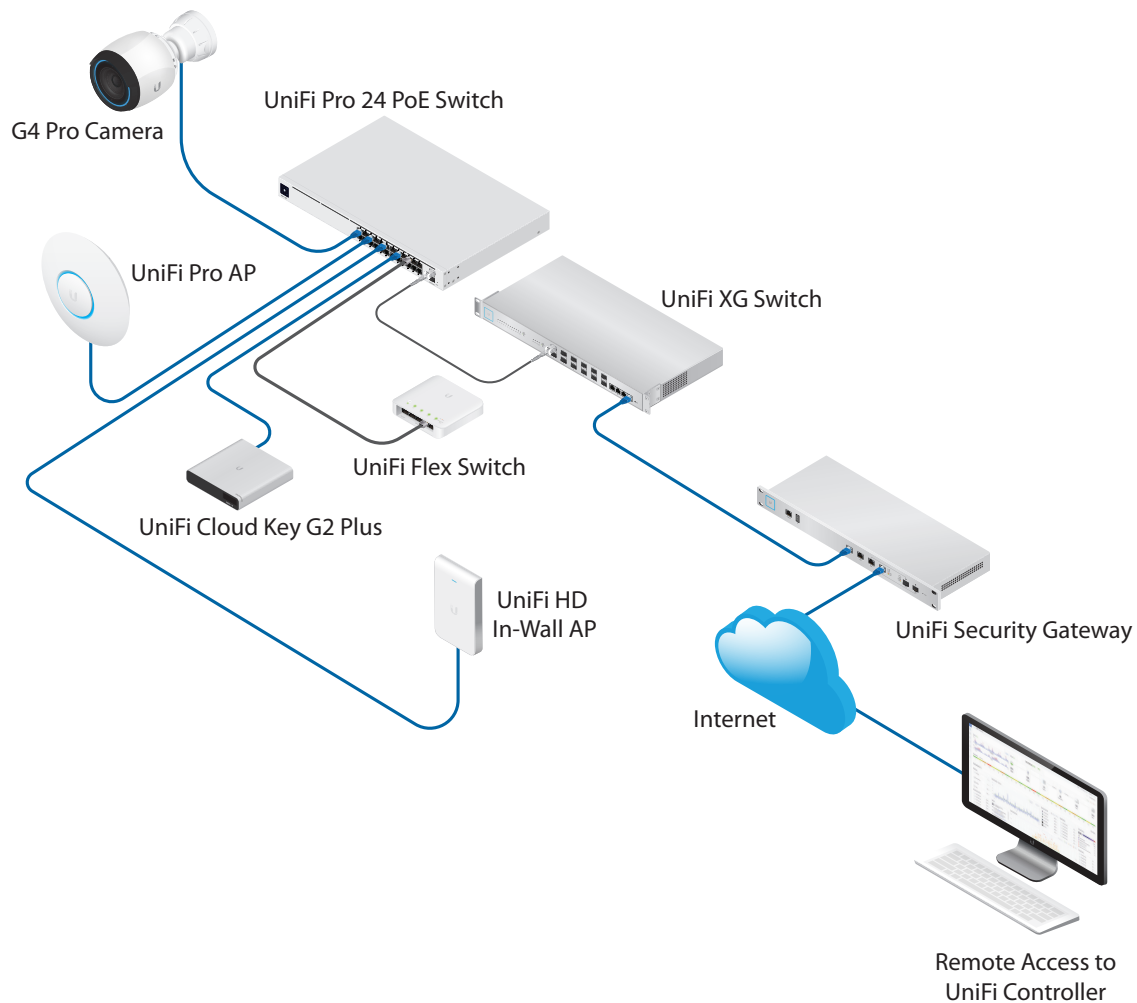
## 802.3bt PoE++

PoE support simplifies your network infrastructure and cabling. Eight ports offer 802.3bt PoE++ to provide up to 64W of power (per port) to your high-power PoE devices. Remaining ports offer 802.3af/at PoE.

## Redundant Power Option

The UniFi Pro PoE Switch supports an external DC input interface, the proprietary USP RPS interface, as a redundant power feature for backup if the internal PSU fails.

## Deployment Example



The UniFi Pro 24 PoE Switch powers the G4 Pro Camera, UniFi Pro AP, UniFi HD In-Wall AP, and UniFi Cloud Key G2 Plus with 802.3af/at PoE, while delivering 802.3bt PoE++ to the UniFi Flex Switch.

### UniFi Pro 24-Port PoE Switch

- (16) Gigabit RJ45 ports with 802.3af/at
- (8) Gigabit RJ45 ports with 802.3bt
- (2) 1/10G SFP+ ports
- 1U Rackmountable (hardware included)



USW-Pro-24-POE

### UniFi Pro 48-Port PoE Switch


- (40) Gigabit RJ45 ports with 802.3af/at
- (8) Gigabit RJ45 ports with 802.3bt
- (4) 1/10G SFP+ ports
- 1U Rackmountable (hardware included)



USW-Pro-48-POE

### Innovative Display

The 1.3" touchscreen displays status information for easy monitoring and quick troubleshooting.





## Scalable UniFi Network Controller

### Management Capabilities

The UniFi Network Controller can provision UniFi devices, map out networks, and quickly manage system traffic. Important network details are logically organized for a simplified, yet powerful, interface.

### Network Overview

From a single pane of glass, view network topology and configuration, real-time statistics, and debugging metrics. Monitor your network's vitals and make on-the-fly adjustments as needed.

### Deep Packet Inspection

Ubiquiti's proprietary Deep Packet Inspection (DPI) engine includes the latest application identification signatures to track which applications (and IP addresses) are using the most bandwidth.

### Detailed Analytics

The UniFi Network Controller provides configurable reporting and analytics to manage large user populations and expedite troubleshooting. Advanced search and sorting capabilities make network management more efficient.

### Multi-Site Management

A single controller running in the cloud can manage multiple sites: multiple, distributed deployments and multi-tenancy for managed service providers. Each site is logically separated and has its own configuration, maps, statistics, guest portal, and administrator accounts.

### Switch Configuration

You can access any managed UniFi Switch through the UniFi Controller to configure a variety of features:

- Operation mode (switching, mirroring, or aggregate) per port
- Network/VLAN configuration
- Jumbo frame and flow control services
- Network settings
- Storm control setting per port
- Spanning tree configuration
- 802.1X control and RADIUS VLAN
- Debug terminal option for command-line interface

### Switch Port Status

You can also view status information for each port:

- Connection speed and duplex mode
- TX/RX data rates
- Network/VLAN setting

### Software Features

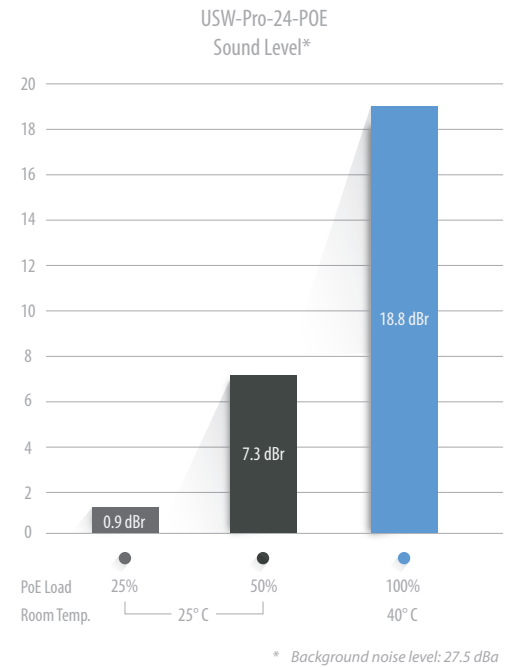
The UniFi Network Controller software offers the following features:

- Centralized configuration management (including configuration cloning)
- Auto-MDIX automatically adjusts as needed for straight through or crossover cable
- 802.1X (RADIUS) authentication and dynamic VLAN



USW-Pro-24-POE	
Dimensions	442.4 x 285.4 x 43.7 mm (17.42 x 11.24 x 1.72")
Weight	4.30 kg (9.48 lb)
With Brackets	4.39 kg (9.68 lb)
Interfaces	
Networking	(24) 10/100/1000 RJ45 Ports (2) 1/10G SFP+ Ethernet Ports
Management	Ethernet In-Band
Total Non-Blocking Throughput	44 Gbps
Switching Capacity	88 Gbps
Forwarding Rate	65.472 Mpps
Power Method	
Universal Input	100-240VAC, 50/60 Hz
USP RPS DC Input	52VDC, 7.69A; 11.5VDC, 2.61A
Power Supply	AC/DC, Internal, 450W
Voltage Range	100 to 240VAC
Max Power Consumption (Excluding PoE Output)	50W
LEDs	
System	Status
RJ45 Data Ports	PoE; Speed/Link/Activity
SFP+ Data Ports	Link/Activity
ESD/EMP Protection	Air: ± 16 kV, Contact: ± 12 kV
Shock and Vibration	ETSI300-019-1.4 Standard
Operating Temperature	-5 to 40° C (23 to 104° F)
Operating Humidity	10 - 90% Noncondensing
Certifications	CE, FCC, IC

PoE	
Total Available PoE	400W
PoE Interfaces	
Ports 1-16	POE+ IEEE 802.3af/at (Pins 1, 2+; 3, 6-)
Ports 17-24	60W PoE++ IEEE 802.3bt (Pair A 1, 2+; 3, 6-) (Pair B 4, 5+; 7, 8-)
Max. PoE Wattage per Port by PSE	
802.3at	32W
802.3bt	64W
Voltage Range	
802.3af Mode	44-57V
802.3at/bt Mode	50-57V

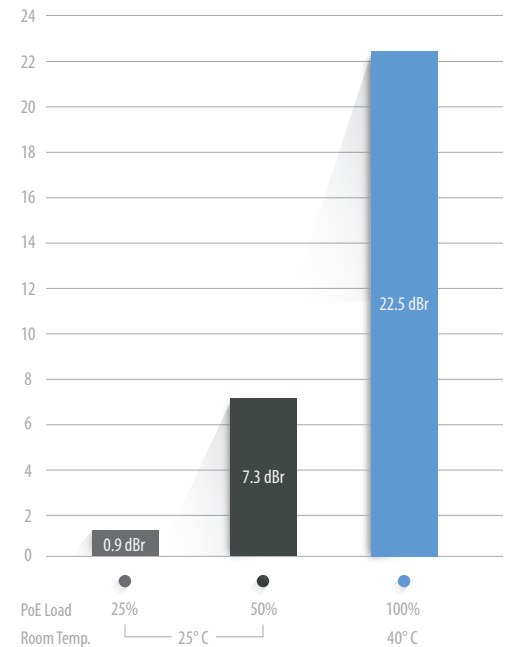




USW-Pro-48-POE	
Dimensions	442.4 x 399.6 x 43.7 mm (17.42 x 15.73 x 1.72")
Weight	6.25 kg (13.78 lb)
With Brackets	6.34 kg (13.98 lb)
Interfaces	(48) 10/100/1000 RJ45 Ports
Networking	(4) 1/10G SFP+ Ethernet Ports
Management	Ethernet In-Band
Total Non-Blocking Throughput	88 Gbps
Switching Capacity	176 Gbps
Forwarding Rate	130.944 Mpps
Power Method	100-240VAC, 50/60 Hz
Universal Input	52VDC, 11.54A; 11.5VDC, 5.22A
USP RPS DC Input	
Power Supply	AC/DC, Internal, 660W
Voltage Range	100 to 240VAC
Max Power Consumption (Excluding PoE Output)	60W
LEDs	Status
System	PoE; Speed/Link/Activity
RJ45 Data Ports	Link/Activity
SFP+ Data Ports	
ESD/EMP Protection	Air: ± 16 kV, Contact: ± 12 kV
Shock and Vibration	ETSI300-019-1.4 Standard
Operating Temperature	-5 to 40° C (23 to 104° F)
Operating Humidity	10 - 90% Noncondensing
Certifications	CE, FCC, IC

PoE	
Total Available PoE	600W
PoE Interfaces	
Ports 1-40	POE+ IEEE 802.3af/at (Pins 1, 2+; 3, 6-)
Ports 41-48	60W PoE++ IEEE 802.3bt (Pair A 1, 2+; 3, 6-) (Pair B 4, 5+; 7, 8-)
Max. PoE Wattage per Port by PSE	
802.3at	32W
802.3bt	64W
Voltage Range	
802.3af	44-57V
802.3at/bt	50-57V

USW-Pro-48-POE  
Sound Level\*



\* Background noise level: 27.5 dBa

Specifications are subject to change. Ubiquiti products are sold with a limited warranty described at: [ui.com/support/warranty](http://ui.com/support/warranty). The limited warranty requires the use of arbitration to resolve disputes on an individual basis, and, where applicable, specify arbitration instead of jury trials or class actions. ©2019 Ubiquiti Inc. All rights reserved. Ubiquiti, Ubiquiti Networks, the Ubiquiti U logo, the Ubiquiti beam logo, and UniFi are trademarks or registered trademarks of Ubiquiti Inc. in the United States and in other countries. Apple and the Apple logo are trademarks of Apple Inc., registered in the U.S. and other countries. App Store is a service mark of Apple Inc., registered in the U.S. and other countries. Android, Google, Google Play, the Google Play logo and other marks are trademarks of Google LLC. All other trademarks are the property of their respective owners.

JL102919

